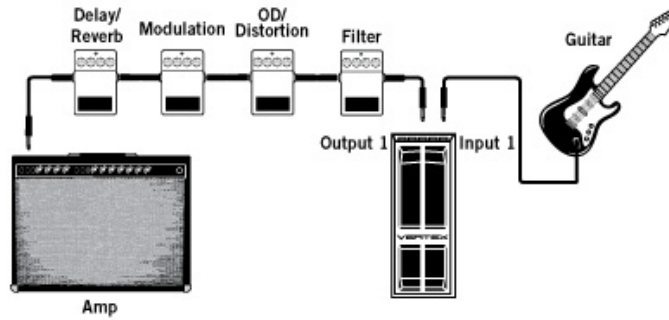


# VERTEX™

## VOLUME EXP (MONO)

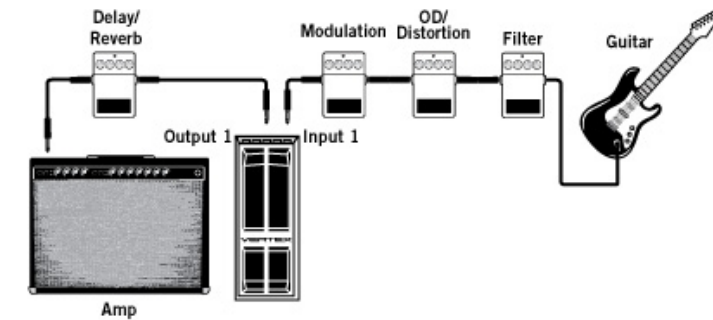
### VERTEX VOLUME EXP (MONO) APPLICATIONS

EXAMPLE 1



One use of the Vertex Volume/EXP Pedal is to place it immediately after your guitar. This is ideal for players that wish to have their volume pedal mimic the function of a guitar volume potentiometer, simultaneously cleaning-up the signal while reducing the output level, regardless of the effects placed after it (controlling the overall amount of gain).

EXAMPLE 2



A second use of the Vertex Volume/EXP Pedal is to place it after filter, distortion, overdrive, and modulation pedals, but before any time-based effects. This is ideal for players that wish to attenuate the output level of their signal (master volume), while maintaining the same quality of the filtering, overdrive, distortion, modulation, and time-based effect trails without changing the tone.

#### VERTEX MONO VOLUME/EXP SPECIFICATIONS

Connections	Input, Output, Expression (EXP)
Potentiometer	250K ohm
Dimensions	11.5" x 4.38" x 2.88"
Weight	2.58 lbs.

The Mono Volume/EXP Pedal is designed for the ultimate transparency and tone, while maintaining 100% passive operation. This device is designed on the platform of a Boss FV-500 volume pedal, but completely removes all unnecessary components affecting the purity of the guitar signal, and then re-wires the unit to only its essential components. This results in a completely transformed pot taper, a more "open" and dynamic sweep, and superior interaction between the guitar(s), pedal(s), and amplifier(s).

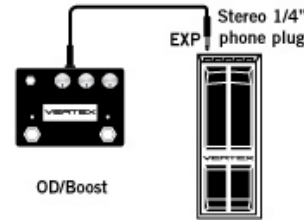
#### Features:

- Compatible with high impedance signals ONLY
- Ideal for non-buffered racks/pedalboards or as a gain control for the guitar
- 100% passive
- Expression compatible (with TRS cable)
- Refined aesthetic design
- Modified & handcrafted in the San Francisco Bay Area

#### Non-Profit Donation

A portion of all Vertex Volume/EXP Pedal sales will support Title I schools and students, improving the academic achievement of the disadvantaged in Elementary and Secondary education.

EXAMPLE 3



A third use of the Vertex Volume/EXP Pedal is to use it as a dedicated expression pedal, compatible with all Vertex effects pedals featuring an EXP option. This is ideal for players that wish to have additional control at their feet to adjust level, gain, and other functions of their Vertex pedals. The expression function of the Vertex Volume/EXP Pedal may be compatible with other devices, however, it is designed specifically for use with Vertex devices.

*\*Note that the expression function of the Vertex Volume/EXP Pedal requires a TRS cable with stereo 1/4" phone plugs at both ends.*

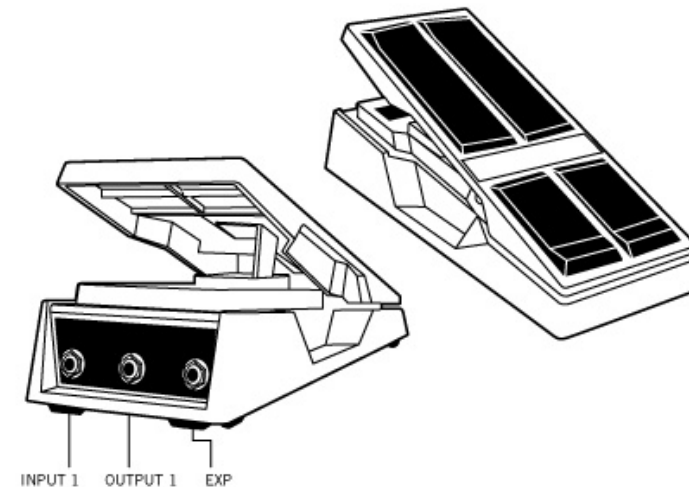
#### ADJUSTING PEDAL FEEL

Users may adjust the feel of the Vertex Volume/EXP Pedal by rotating the "PEDAL FEEL" adjustment screw on the bottom of the unit with a Phillips-head screwdriver. Turning the screw to the left (LIGHT), will result in a lighter feeling foot-pedal, while turning the screw to the right (HEAVY), will result in a heavier feel.



# VERTEX™

## MONO VOLUME/EXP



MODIFIED IN THE U.S.A.